

BELKIN

Conserve Socket™

Power Timer

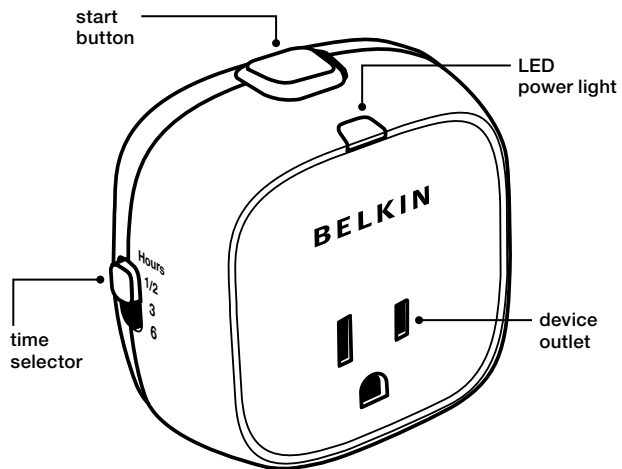
User Guide

A device left plugged in but not in use can still draw power. The Conserve Socket Power Timer automatically shuts off power after the time interval you select—so you can save energy.

For more information and to learn about other Belkin Conserve energy management products, please go to belkin.com/consERVE

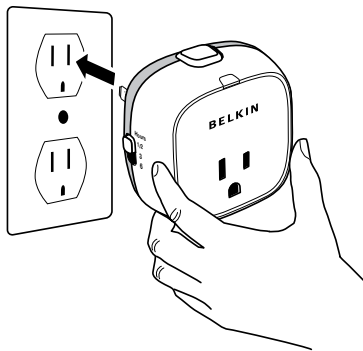
Package Contents

- Conserve Socket Power Timer
- User Guide and Warranty Information

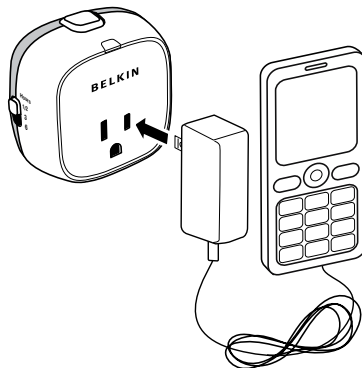


QUICK SETUP GUIDE

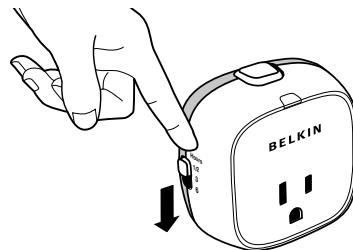
- 1 Plug your Conserve Socket Power Timer into any standard U.S. 3-pin power outlet or surge protector. It's best to plug your Conserve Socket into the top socket of a power outlet as not to obstruct the use of the second outlet.



- 2 Plug any household device into the Conserve Socket.




- 3 Select your desired countdown time using the switch located on the left side of your Conserve Socket. Recommended countdown settings for the following devices:
 - 30 mins: Hot-coil items – hair straighteners, clothes irons, soldering irons, toaster ovens, coffeemakers, fans
 - 3 hours: Mobile Electronics Chargers – mobile phones, MP3 players, cameras
 - 6 hours: Large Cordless Devices Chargers – handheld vacuum cleaners, cordless drills**NOTE:** You can change your countdown time setting at any time during operation.



- 4 Push the start button on the top of your Conserve Socket. Once you've done this, the LED will illuminate green and power will flow to your attached device.

NOTE: The start button does not turn off the Conserve Socket once the timer is activated. To turn off the timer immediately without waiting for the timer interval to elapse, unplug the Conserve Socket.



- 5 Once the countdown timer reaches zero, your Conserve Socket will power down and the LED will turn off.

NOTE: When sitting idle the Conserve Socket uses no power.

PRODUCT FEATURES

- Zero power consumption when not in operation
- Timer selection switch – ½, 3, or 6 hours:
 - 30 mins for safety and power savings. This helps to limit the time that appliances may otherwise be left on indefinitely.
 - 3 and 6 hours for helping to make existing chargers more energy-efficient.
- Start push button
- Green LED light when Conserve Socket is active
- Standard U.S. 3-pin power outlet compliant
- Does not obstruct the lower outlet of a standard U.S. power outlet when plugged into the top outlet
- Low operating power consumption

TROUBLESHOOTING

When using Conserve Socket, my device does not fully charge.

Make sure you have selected an appropriate time period for the device you are trying to charge by referring to step 3 of the Quick Setup Guide, or simply increase the time period selected on the Conserve Socket.

When I press the start button a second time, the unit does not turn off.

The Conserve Socket cannot be manually turned off; you should wait for the countdown timer to finish, which will turn off the device. You can also turn off (reset) your Conserve Socket by unplugging it from the wall outlet.

Specifications

- Continuous Duty Electrical Rating: 120V~/15A/60Hz/1800W
- Operating Power Consumption: 0.18W

Safety Information

- **Important:** Use indoors in a dry location.
- Contains not-user-serviceable parts; do not open.

NOTE: This equipment has been tested and found to comply with the limits for a Class B digital device, pursuant to part 15 of the FCC Rules. These limits are designed to provide reasonable protection against harmful interference in a residential installation. This equipment generates, uses, and can radiate radio frequency energy and, if not installed and used in accordance with the instructions, may cause harmful interference to radio communications. However, there is no guarantee that interference will not occur in a particular installation. If this equipment does cause harmful interference to radio or television reception, which can be determined by turning the equipment off and on, the user is encouraged to try to correct the interference by one of the following measures:

- Reorient or relocate the receiving antenna.
- Increase the separation between the equipment and receiver.
- Connect the equipment into an outlet on a circuit different from that which the receiver is connected.
- Consult the dealer or an experienced radio/TV technician for help.

Belkin International, Inc., is not responsible for any interference caused by unauthorized modifications to this equipment. Such modifications could void the user's authority to operate this equipment.

Limited One (1) Year Warranty

What this warranty covers.

Belkin International, Inc., warrants to the original purchaser of this Belkin Conserve Socket, that the Conserve Socket shall be free of defects in design, assembly, material, or workmanship.

What the period of coverage is.

Belkin International, Inc., warrants the Belkin Conserve Socket for one (1) year from the original date of purchase.

What will we do to correct problems?

Conserve Socket Warranty. Belkin will repair or replace, at its option, any defective Conserve Socket free of charge (except for shipping charges for the Conserve Socket). Belkin reserves the right to discontinue any of its products without notice, and disclaims any limited warranty to repair or replace any such discontinued products. In the event that Belkin is unable to repair or replace the Conserve Socket (for example, because it has been discontinued), Belkin will offer either a refund or a credit toward the purchase of another product from Belkin.com in an amount equal to the purchase price of the Conserve Socket as evidenced on the original purchase receipt and as discounted by its natural use.

What is not covered by this warranty?

All above warranties are null and void if the Belkin Conserve Socket is not provided to Belkin International, Inc., for inspection upon Belkin's request at the sole expense of the purchaser, or if Belkin International, Inc., determines that the Belkin Conserve Socket has been improperly installed, altered in any way, or tampered with. The Belkin Conserve Socket Warranty does not protect against acts of God (including but not limited to flood, earthquake, war, and vandalism), theft, normal-use wear and tear, erosion, depletion, obsolescence, abuse, or alteration.

How to get service.

To get service for your Belkin Conserve Socket, you must take the following steps:

1. Contact Belkin International, Inc., at 12045 E. Waterfront Drive, Playa Vista, CA 90094, Attn: Customer Service, or call (800)-223-5546. Be prepared to provide the following information:
 - a. The part number of the Belkin Conserve Socket.
 - b. Where you purchased the Conserve Socket.
 - c. When you purchased the Conserve Socket.
 - d. Copy of original receipt.
2. Your Belkin Customer Service Representative will then instruct you on how to forward your receipt and Belkin Conserve Socket and how to proceed with your claim.

Belkin International, Inc., reserves the right to review the damaged Belkin Conserve Socket. All costs of shipping the Belkin Conserve Socket to Belkin International, Inc., for inspection shall be borne solely by the purchaser. If Belkin determines, in its sole discretion, that it is impractical to ship the damaged equipment to Belkin International, Inc., Belkin may designate, in its sole discretion, an equipment repair facility to inspect and estimate the cost to repair such equipment. The cost, if any, of shipping the equipment to and from such repair facility and of such estimate shall be borne solely by the purchaser. Damaged products must remain available for inspection until the claim is finalized. Whenever claims are settled, Belkin International, Inc., reserves the right to be subrogated under any existing insurance policies the purchaser may have.

How state law relates to the warranty.

This warranty contains the sole warranty of Belkin International, Inc., there are no other warranties, expressed or, except as required by law, implied, including the implied warranty or condition of quality, merchantability or fitness for a particular purpose, and such implied warranties, if any, are limited in duration to the term of this warranty.

Some states do not allow limitations on how long an implied warranty lasts, so the above limitations may not apply to you.

In no event shall Belkin International, Inc., be liable for incidental, special, direct, indirect, consequential, or multiple damages such as, but not limited to, lost business or profits arising out of the sale or use of any Belkin Conserve Socket, even if advised of the possibility of such damages. This warranty gives you specific legal rights, and you may also have other rights, which may vary from state to state. Some states do not allow the exclusion or limitation of incidental, consequential, or other damages, so the above limitations may not apply to you.

BELKIN.

Company Information

Belkin Tech Support

U.S.
<http://www.belkin.com/support>

For more information and to learn about other Belkin Conserve energy management products, please go to belkin.com/conserve

8820-00451
F7C009



USE ENERGY WISELY

Using electricity or driving a car does have an effect on the environment, but by using energy wisely we can prevent waste and reduce carbon dioxide (CO₂) emissions.

CO₂ is a greenhouse gas that accumulates in the Earth's atmosphere, trapping heat from the sun and keeping the planet warm. CO₂ comes, in part, from the burning of fossil fuels, such as coal and gasoline, to generate electricity for use in our homes and to power our cars.

The amount of CO₂ in our atmosphere has increased over the past century, and the majority of scientists questioned in a recent international study agree that global temperatures have risen dramatically compared with levels from the 1800s, with human activity being a significant contributing factor. According to the International Energy Agency, a warmer Earth may lead to changes in rainfall patterns, a rise in sea level, and a wide range of impacts on plants, wildlife, and humans.

A good way to visualize CO₂ is to imagine that 1 pound of CO₂ would fill up 710 soda cans (12oz), or a box 2-feet high, 2-feet wide, and 2-feet deep.

Belkin Conserve products can help you do your part to use energy wisely.

Use Less, Save More, Feel Good.

Facts gathered from a study conducted by the University of Illinois, the International Energy Agency, and the U.S. Environmental Protection Agency.